



Product Specification [产品规格书]:	Document No	PS-2517-01
Subject [主题]:	Date Issued	2020/6/5
2.50mm Pitch 2517 Series Connector Specification	Date Revised	2020/6/5
	Version	A

This specification is referred to the 2.50mm series wire to board connector

索引【INDEX】

1. 适用范围【Scope】
2. 规格与料号【Spec and Part number】
3. 材质与表面处理【Disposal of Material and surface】
4. 额定等级【Ratings and applicable wires】
5. 性能【Performance】
 - 5-1. 电气的性能【Electrical Performance.】
 - 5-2. 机械的性能【Mechanical Performance】
 - 5-3. 环境性能及其它【Environmental Performance and Others】
6. SMT 回流条件【SMT Reflow Condition】



Product Specification [产品规格书]:	Document No	PS-2517-01
Subject [主题]:	Date Issued	2020/6/5
2.50mm Pitch 2517 Series Connector Specification	Date Revised	2020/6/5
	Version	A

【1.适用范围 Scope】

此种规格包括 2.50mm Pitch 2517 Series 连接器规格说明.

This Specification Covers the 2.50mm Pitch 2517 Series Connector Specification.

【2.规格与料号 Spec and Part number】

规格内容 Specification	产品料号 Production No.	产品图示 Picture of Product
端子/Terminal	/	见图面/Refer to the drawing
锁片/Lock	/	见图面/Refer to the drawing
固定片/Fitting nail	/	见图面/Refer to the drawing
本体/Housing	/	见图面/Refer to the drawing

【3.材质与表面处理 Disposal of Material and surface】

规格内容 Specification	材质 Materials	表面处理 Disposal of Surface
端子/Terminal	磷铜/Phosphor Bronze	接触区: G/F Contact area: G/F Plated 底材: 镀镍 Under plating: Nickel plated.
锁片/Lock	磷铜/Phosphor Bronze	表面镀雾锡 Matte tin plated overall 底材: 镀镍 Under plating: Nickel plated.
固定片/Fitting nail	黄铜/Brass	表面镀雾锡 Matte tin plated overall 底材: 镀镍 Under plating: Nickel plated.
胶壳/Housing	LCP / PA66	/

(上述参数请以工程图为准/Please Refer to the Project drawing for the above Specification)

【4. 额定等级 Ratings and applicable wires】

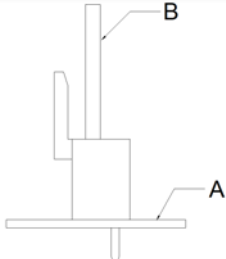
项目【Item】	规格【Standard】
4-1. 额定电压 Rated Voltage (Max.)	100V
4-2. 额定电流 Rated Current (Max.)	0.5A
4-3. 使用温度范围 Ambient temperature Range	-20°C~+105°C
4-4. 适用线径 Applicable wire insulation O.D	AWG 28#~30# Insulation O.D. 1.00mm(Max.)

【 *升温时含端子.Including terminal temperature rise. 】

Product Specification [产品规格书]:	Document No	PS-2517-01
Subject [主题]:	Date Issued	2020/6/5
2.50mm Pitch 2517 Series Connector Specification	Date Revised	2020/6/5
	Version	A

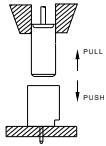
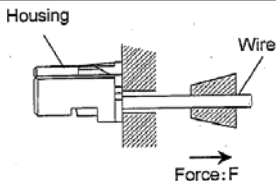
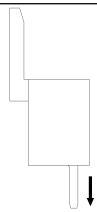
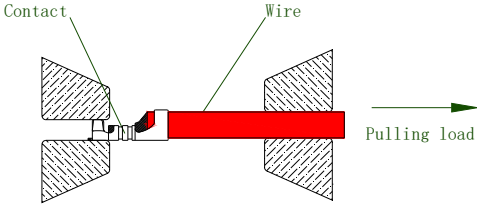
【5.性能 PERFORMANCE】

5-1. 电气的性能 Electrical Performance.

项 目 【Item】	条 件 【Test Condition】	规 格 【Requirement】
5-1-1 接触阻抗 Contact Resistance	<p>公母配合,开放电压 20mV 以下,电流 10mA 检测连接器 A~B 区。 Mate connectors, measure by dry circuit, 20mV MAX, 10mA. (Based upon EIA-364-06A).</p> 	<p>Initial: 30 milliohms Max. After Test: 50 milliohms Max.</p>
5-1-2 绝缘阻抗 Insulation Resistance	<p>公母配合,在相邻端子,端子与地片之间,使用 500V 的直流电,检测连接器。 Mate connectors, apply 500V DC between adjacent terminal or ground. (Based upon EIA-364-21B / MIL-STD-202 Method 302 Cond.B)</p>	1000 Megohms Min.
5-1-3 耐电压 Dielectric Strength	<p>公母配合,在相邻端子,端子与地片之间,使用 1000V 的交流电 1 分钟,检测连接器。 Mate connectors, apply 1000V AC for 1 minute between adjacent terminal or ground. (Based upon EIA-364-20A / MIL-STD-202 Method 301)</p>	<p>外观无损伤, 无打火花 No Breakdown and Flashover</p>

Product Specification [产品规格书]:	Document No	PS-2517-01
Subject [主题]:	Date Issued	2020/6/5
2.50mm Pitch 2517 Series Connector Specification	Date Revised	2020/6/5
	Version	A

5-2. 机械的性能 Mechanical Performance.

项目 【Item】		条件 【Test Condition】	规格 【Requirement】		
5-2-1	插拔力 Insertion & Withdraw Force	<p>以每分钟 25.4±3mm 的速率插入和拔出。 Insert and withdraw Connectors at the speed rate of 25.4±3mm/minute.</p> 	<p>90 度、180 度插入力: 5.0Kgf Max. 线端插入力: 4.0Kgf Max.</p> <p>90 度、180 度拔出力: 1.7Kgf Min. 线端拔出力: 1.5Kgf Min.</p>		
5-2-2	线端端子保持力 Terminal/Housing Retention Force	<p>以每分 25.4±3mm 的速率,将端子从 Housing 内轴向拔出的力量。 Apply axial pull out force at the speed rate of 25.4±3mm/minute on the terminal assembled in the housing.</p> 	0.5kgf Min.		
5-2-3	线端端子插入力 Terminal Insertion Force	<p>铆线后之端子插入 Housing 所需最大力量。 Insert the crimped terminal into the housing.</p>	1.0kgf Max.		
5-2-4	板端端子保持力 Terminal/Housing Retention Force	<p>以每分 25.4±3mm 的速率,将端子从本体内轴向拔出的力量。 Apply axial push force at the speed rate of 25.4±3mm/minute.</p> 	0.5kgf min.		
5-2-5	端子压着强度 (Crimped connections)	<p>固定铆线后的端子, 使电线与端子分离时所需的最小力量。 Fix the crimped terminal, apply axial pull out force on the wire. (Do not crimp insulation part).</p> 	AWG	28	30
		Spec.kgf. Min.	1.0	0.8	<p>Note> As for unspecified wire sizes in this specification define values with clients</p>



东莞市思索连接器有限公司

SWB Connectors Co., Ltd

Tel.: +86-769-85420488/588/688 Fax: +86-0769-85420988 Web.: www.SWB.tw

Add.: 广东省东莞市长安镇上角社区上南路 1 号

#1Shangnan Road, Shangjiao Precinct, Changan Town, Dongguan, Guangdong, 523878 CN



Product Specification [产品规格书]:	Document No	PS-2517-01
Subject [主题]:	Date Issued	2020/6/5
2.50mm Pitch 2517 Series Connector Specification	Date Revised	2020/6/5
	Version	A

--	--	--



Product Specification [产品规格书]:	Document No	PS-2517-01
Subject [主题]:	Date Issued	2020/6/5
2.50mm Pitch 2517 Series Connector Specification	Date Revised	2020/6/5
	Version	A

项 目 【Item】		条 件 【Test Condition】	规 格 【Requirement】	
5-3-1	重复插拔 Repeated Insertion/ Withdrawal	以每分钟不超过 5 次的速率,将公母插拔 100 次。 When mated up to 100 cycles repeatedly by the rate of 5 cycles per minute.	接触阻抗 Contact Resistance	50 milliohms Max.
5-3-2	温升测试 Temperature Rise	公母对插后,在通过额定电流下,所测定的温度。 Carrying rated current load.	温升测试 Temperature rise	30°C Max.
5-3-3	振动测试 Vibration test	振幅: 1.52mm P-P 时间: 10~55~10 HZ in 1 minute 持续时间: 每轴向 2 小时 Amplitude: 1.52mm P-P Sweep time: 10~55~10 HZ in 1 minute Duration: 2 hours in each X.Y.Z axials. (Based upon EIA-364-28B/MIL-STD-202 Method 213B Cond.A)	外观 Appearance	无异状 No Damage
			接触阻抗 Contact Resistance	50 milliohms Max.
			瞬断 Discontinuity	1 micro-second Max.
5-3-4	冲击测试 Shock test	在 X.Y.Z 上 6 个方向上,以 490m/s ² (50g 的力量)冲击下各 3 回.490m/s ² {50G}, 3 strokes in each X.Y.Z. axes. (Based upon EIA-364-27B/MIL-STD-202 Method 213B Cond.A)	外观 Appearance	无异状 No Damage
			接触阻抗 Contact Resistance	50 milliohms Max.
			瞬断 Discontinuity	1 micro-second Max.

Product Specification [产品规格书]:	Document No	PS-2517-01
Subject [主题]:	Date Issued	2020/6/5
2.50mm Pitch 2517 Series Connector Specification	Date Revised	2020/6/5
	Version	A

5-3. 环境性能及其它 Environmental Performance and Others.

项 目 【Item】		条 件 【Test Condition】	规 格 【Requirement】	
5-3-5	耐热性 Heat Resistance	105±2°C, 96 hours. (Based upon MIL-STD-202 Method 108A Cond.A)	外观 Appearance	无异状 No Damage
			接触阻抗 Contact Resistance	50 milliohms Max.
5-3-6	耐寒性 Cold Resistance	-40±5°C, 96 hours. (Based upon EIA-364-105) (Based upon EIA-364-105)	外观 Appearance	无异状 No Damage
			接触阻抗 Contact Resistance	50 milliohms Max.
5-3-7	耐湿性 Humidity	温度: 40±2°C 湿度: 90~95%(RH) 持续时间: 48 hours Temperature: 40±2°C Relative Humidity: 90~95% Duration: 48 hours (Based upon EIA-364-31A/MIL-STD-202 Method 103B Cond.B)	外观 Appearance	无异状 No Damage
			接触阻抗 Contact Resistance	50 milliohms Max.
			耐电压 Dielectric Strength	Must meet 5-1-3
			绝缘阻抗 Insulation Resistance	500 Megohms Min.
5-3-8	温度变化 Temperature Cycling	从-40°C持续 30 分钟升至+105°C持续 30 分钟,循环 5 次. 5 cycles of: a) -25°C 30 minutes. b) +105°C 30 minutes. (Based upon EIA-364-32B)	外观 Appearance	无异状 No Damage
			接触阻抗 Contact Resistance	50 milliohms Max.
5-3-9	盐水喷雾 Salt Spray	在温度 35±2°C, 盐水浓度 5±1%下, 盐水喷雾 48±1 小时. 48±1 hours exposure to a salt spray from the 5±1% solution at 35±2°C. (Based upon EIA-364-26A/MIL-STD-202 Method 101D Cond.B).	外观 Appearance	无异状 No Damage
			接触阻抗 Contact Resistance	50 milliohms Max.
5-3-10	焊锡附着性 Solder-ability	焊接时间: 3±0.5 秒. 焊接温度: 240±5°C. Soldering time: 3±0.5sec solder. Temperature: 240±5°C.	Solder Wetting	浸渍面积需 90% 以上 90% of immersed area must show no voids, pin holes.

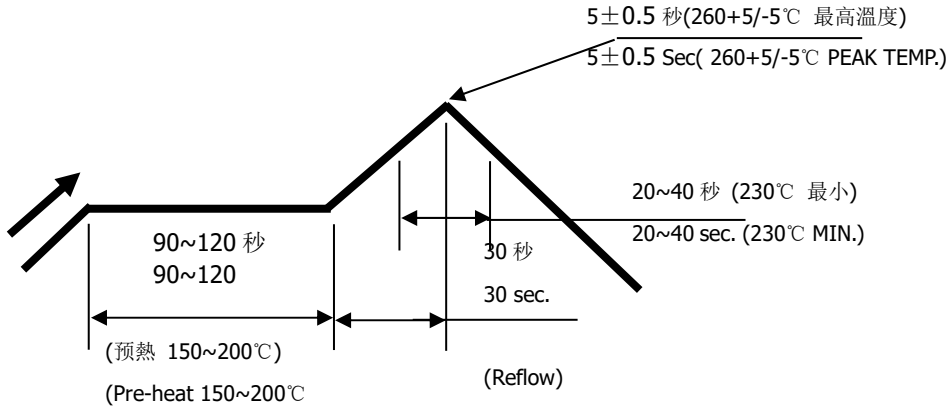


Product Specification [产品规格书]:	Document No	PS-2517-01
Subject [主题]:	Date Issued	2020/6/5
2.50mm Pitch 2517 Series Connector Specification	Date Revised	2020/6/5
	Version	A

5-3-11	焊锡耐热性 Resistance to Soldering Heat	焊接时间: 5±0.5 秒. 焊接温度: 260+5/-5°C. Soldering time:5±0.5 sec solder. Temperature:260+5/-5°C. (Based upon EIA-364-56A)	外观 Appearance	无异状 No Damage
--------	--	--	------------------	------------------

Product Specification [产品规格书]:	Document No	PS-2517-01
Subject [主题]:	Date Issued	2020/6/5
2.50mm Pitch 2517 Series Connector Specification	Date Revised	2020/6/5
	Version	A

【6. SMT 回流条件 SMT REFLOW CONDITION】



温度条件曲线图/ 基板上温度

TEMPERATURE CONDITION GRAPH/ (TEMPERATURE ON BOARD PATTERN SIDE)

注记: 由于 P.C 板等焊接装置改变条件,所以请预先用自己的装置检查回流焊的条件.

Notes: Please check the reflow soldering condition by your own devices beforehand. Because the condition changes by the soldering devices, P.C. boards, and so on.